








## Description

- on/off switch
- extensible from 900 to 1700 mm
- matt black outside, gold painted inside
- incl. infra-red bulb (white light)

## Technical data

	<b>Electric power:</b>	250 W
	<b>Voltage:</b>	230V
	<b>Supply frequency:</b>	50Hz
	<b>Width x depth x height:</b>	~150 x h 290 x l 900 mm
	<b>Net-weight:</b>	3 kg