









Description

- stainless steel casing
- flat cast iron plate
- 2 heating zones right/left separately adjustable
- 2 on/off switches
- pilot lights
- 2 thermostat 50-270°C
- switch off thermostatically regulated
- integrated juice tub
- grill surface 650x480 mm

Technical data

	Electric power:	6 kW
	Voltage:	400V
	Supply frequency:	50Hz
	Width x depth x height:	660 x 540 x 295 mm
	Net-weight:	43 kg
	Working area:	650 x 480 mm